

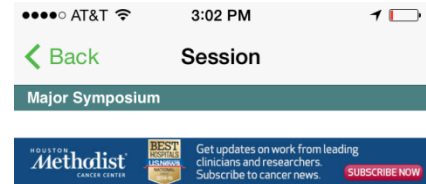


AACR Annual Meeting 2015 Program Guide App

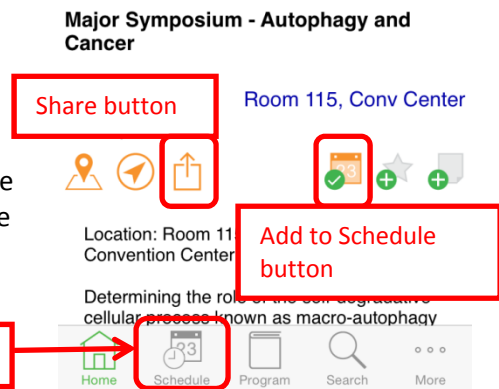
Additional Features: Social Sharing, Adding to Schedule, Selecting Favorites, and Taking Notes

The [Annual Meeting Event Guide App](#) includes several features, such as the following:

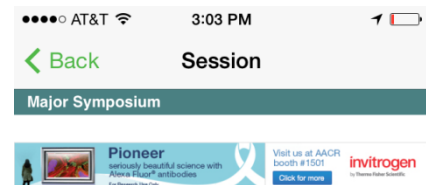
1. **Share Button.** Each Session and Presentation View contains a Share button on the left side of the page, just below the date and time. Touch the button to share the session or presentation information with your network via Facebook, Twitter, or e-mail.



2. **Add to Schedule Button.** Each Session and Presentation View contains a Schedule button on the right side of the page, just under the location. Touch the button to add the session to your itinerary. To view your itinerary, touch the Schedule button in the bottom menu.

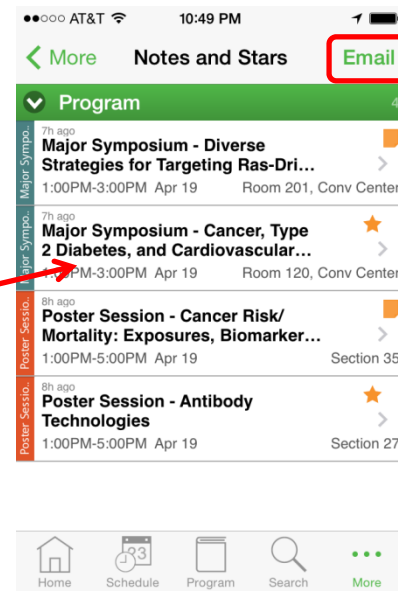
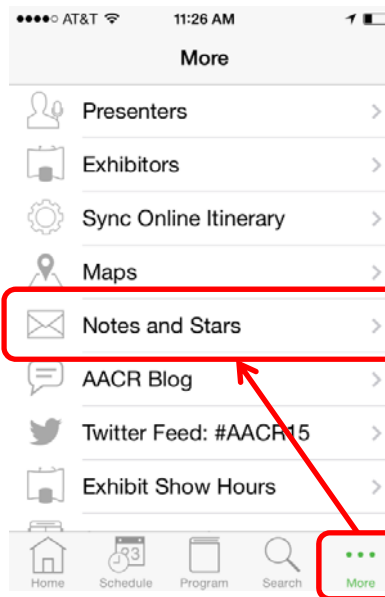
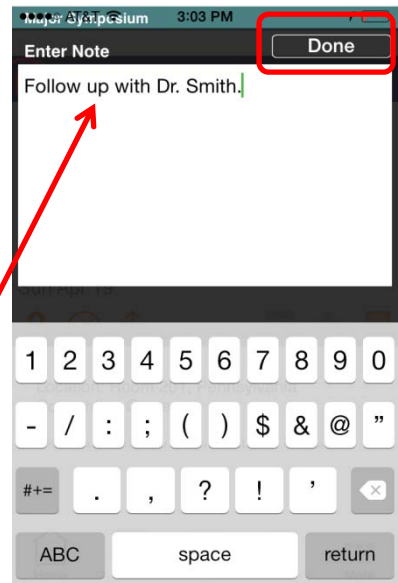
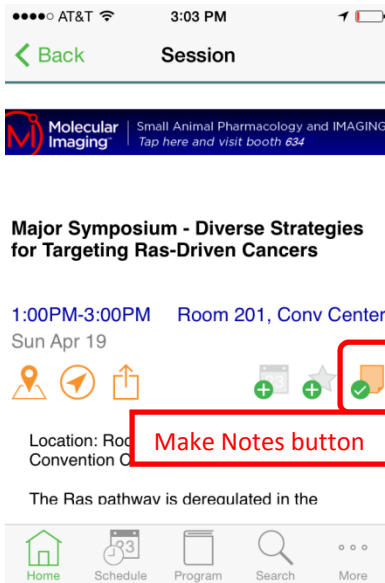


3. **Add to Favorites Button.** Each Session and Presentation View contains a Favorites button on the right side of the page, just under the location. Touch the button to mark the session as one of your Favorites.

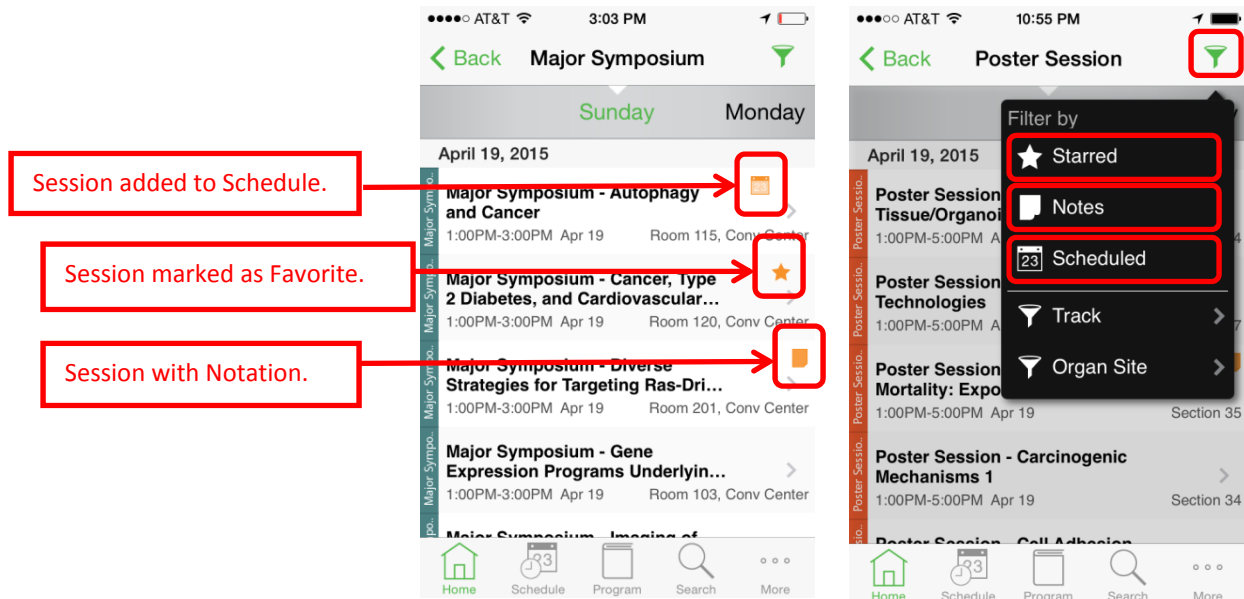


4. **Take Notes Button.** Each Session and Presentation View contains a Take Notes button on the right side of the page, just under the location. Touch the button to enter a note and touch the “Done” button when you are finished.

To export your notes, touch the “More” button in the bottom menu and then touch the “Notes and Stars” button (see below). Touch the “Email” button to email your notes and your list of Favorites.



5. **Identifying and Filtering Flagged Sessions.** When a session or presentation has been added to My Schedule, marked as a Favorite, or annotated, it is marked with an orange icon. In addition, you can use the Filter icon to filter your browse results by these selections.



6. **Location / Sessions Nearby Buttons.** Each Session and Presentation View contains a Location button and a Sessions Nearby button on the left side of the page, just under the date and time. Touch the Location button to open a map that displays the location of the session or presentation with a pin. Touch the Sessions Nearby button to open a list of sessions that are happening at the same time and are located in the same area as the selected session.

