



AACR-Lobular Breast Cancer Alliance Invasive Lobular Carcinoma Innovation and Discovery Grants

2026 Program Guidelines and Application Instructions

American Association for Cancer Research

615 Chestnut Street, 17th Floor

Philadelphia, PA 19106-4404

www.aacr.org/funding

grants@aacr.org

Last Updated: February 10, 2026

TABLE OF CONTENTS

PROGRAM SUMMARY3

APPLICATION DEADLINE3

APPLICANT ELIGIBILITY CRITERIA3

RESEARCH PROJECT CRITERIA5

EVALUATION OF APPLICATIONS.....5

TOBACCO INDUSTRY FUNDING AND CONFLICTS OF INTEREST STATEMENT5

APPLICATION PROCEDURES7

GETTING STARTED IN ProposalCentral8

APPLICATION FORMAT8

SUBMITTING COMPLETE APPLICATION14

CHANGES TO YOUR APPLICATION15

INQUIRIES15

MORE ABOUT THE PARTNERS16

PROGRAM GUIDELINES

PROGRAM SUMMARY

Invasive lobular carcinoma (ILC), also known as lobular breast cancer, is the second most common histological subtype of breast cancer. ILC has a unique biology and a distinct clinical pattern of behavior and is a challenging disease entity in terms of diagnostics, staging, and therapeutic options. There is a critical need to advance understanding of this disease and improve treatment and follow-up care options for patients living with ILC.

The AACR-Lobular Breast Cancer Alliance Invasive Lobular Carcinoma Innovation and Discovery Grants is a joint effort to stimulate and develop creative, paradigm-shifting ideas in ILC research to ultimately contribute to development of new treatment options that may not be funded through conventional channels.

Applications are invited from researchers who have studied ILC as well as investigators with experience in other areas of cancer or biomedical research.

Each grant provides \$50,000 over one year for expenses related to the research project. Grant funds may be used for direct research expenses attributable to the project, which may include supplemental salary support, equipment, research/laboratory supplies, and other research expenses. Up to 5% of grant funds may be used on indirect costs.

APPLICATION DEADLINE

April 9, 2026, at **1:00 p.m. U.S. Eastern Time**

We recommend confirming this time in your respective time zone. To do so, please use a time zone converter.

NOTIFICATION OF AWARD

June 2026

ANNUAL GRANTEE RECOGNITION EVENT

Grant recipient must attend the Annual Grantee Recognition Event during the AACR Annual Meeting 2027 to formally accept their grant. Grant funds may be used to support the grantee's registration and travel to this event.

In the event of unforeseen scheduling changes, the grantee will be contacted regarding alternative arrangements.

START OF GRANT TERM

July 1, 2026

APPLICANT ELIGIBILITY CRITERIA

Applicants must have a doctoral degree (PhD, MD, MD/PhD, or equivalent) in a related field and not currently be a candidate for a further doctoral degree or equivalent.

At the start of the grant term on July 1, 2026, applicants must:

- Be independent investigators and be affiliated with an academic, medical, or non-profit research institution.
 - If eligibility is based on a future position, the position must be confirmed at the time of application and **CANNOT** be contingent upon receiving this grant.
 - If the future position is at a different institution than the applicant's current institution, the applicant must contact AACR's Research and Grants Administration Department (AACR's RGA) at grants@aacr.org **before** submitting their application for information on additional verification materials/signatures that may be required.
- Work at an academic, medical, or research institution anywhere in the world.
 - *There are no citizenship or geographic requirements. However, by submitting an application for this grant, an applicant applying from an institution located in a country in which they are not a citizen or a permanent resident assures that the visa status will provide sufficient time to complete the project and grant term at the institution from which they applied.*

AACR is obligated to comply with U.S. laws and regulations regarding research and related transactions in countries subject to U.S. Government enforcement of economic and trade sanctions for particular foreign policy and national security reasons. If your proposed project involves U.S. Government [sanctioned countries](#) subject to restrictions, please contact AACR's RGA at grants@aacr.org.

Applicants **must** be Active AACR members in good standing (dues paid for the current year). Please be informed that no dues are required for members located in countries building cancer research capacities ([view list of eligible countries here](#)). Nonmembers interested in this grant opportunity must submit a satisfactory application for AACR Active membership by the application deadline. Nonmembers interested in this grant opportunity must submit a satisfactory application for AACR membership by the application deadline. **Nonmembers** can apply for membership [online](#). Please review the [Membership Categories](#) for the category that best fits your qualifications. Nonmembers must obtain a statement of support from a nominator who is an Active AACR member in good standing (dues paid for the current year). Nonmembers requiring assistance with finding a nominator may email membership@aacr.org and include your geographical location to receive a list of members in your area to contact for nominations. For more information check the [membership FAQ](#). **Members** can renew their membership through [myAACR](#). You will need your logon (email address) and password to access the member portal. If you require assistance logging in, please submit a [help form](#). **Lapsed** members must be members in good standing by the application deadline and should contact the Membership Department at membership@aacr.org for assistance

Investigators may submit only **one** application for the AACR-Lobular Breast Cancer Alliance Invasive Lobular Carcinoma Innovation and Discovery Grants but may concurrently apply for other AACR grants. However, applicants are expected to accept the first grant they are awarded. Individuals may accept and hold only one AACR grant at a time.

Employees or subcontractors of a U.S. government entity or for-profit private industry are not eligible. Employees or subcontractors of a U.S. government entity or for-profit private industry may serve as Collaborators, but no grant funds may be directed towards these individuals.

Current AACR grantees may apply only if their current grant ends before the start of the grant term of this funding opportunity (i.e., July 1, 2026). Also, the terms of their current grant must require that the final progress reports be approved by the AACR before July 1, 2026

Postdoctoral or clinical research fellows or the equivalent who are working under the auspices of a scientific mentor are **not** eligible to apply. Qualified fellows are invited to apply for an AACR Fellowship.

Members of the Scientific Review Committee are not eligible to apply for an AACR-Lobular Breast Cancer Alliance Invasive Lobular Carcinoma Innovation and Discovery Grant.

All applicants with questions about eligibility should contact AACR's RGA at grants@aacr.org **before** submitting an application.

RESEARCH PROJECT CRITERIA

These grants are intended to support projects focused on invasive lobular carcinoma (ILC). Applications in any aspect of clinical or basic research directly related to lobular breast cancer will be considered. Research proposals should focus on biology, diagnosis, treatment and/or prevention of lobular breast cancer or its metastases.

EVALUATION OF APPLICATIONS

Applications will be peer-reviewed by a Scientific Review Committee comprised of patient advocates, researchers, and physician-scientists respected for their own accomplishments in cancer research and viewed as leaders in the field. The President of the AACR will appoint the members of the Scientific Review Committee.

The Committee will consider the following criteria when reviewing applications and determining funding decisions:

- **Investigator and Environment.** Is the applicant well-suited to the project? Does the applicant have appropriate experience and training to successfully complete the proposed project? For applicants already conducting lobular breast cancer research, has the applicant achieved, or have the potential of achieving, a track record of accomplishments to advance the field of lobular breast cancer research? Is the applicant at an institution with appropriate resources to perform the research?
- **Project Focus.** Is the proposed project of high scientific quality? Does the proposed project demonstrate satisfactory significance and relevance to ILC? Does the project include a patient advocate and adequately engage a patient advocate in the development and implementation of the project? Is the budget justified and reasonable in relation to the proposed project?
- **Significance.** Are the scientific and technical merit of the proposed project of significance? Does the research demonstrate the potential to advance understanding of lobular breast cancer and eventually benefit patients?

The Committee will consider each year's applicants independent of previously funded proposals or institutions of previous grantees.

TOBACCO INDUSTRY FUNDING AND CONFLICTS OF INTEREST STATEMENT

Scientific investigators or health professionals who are funded by the tobacco industry for any research project are not eligible for any AACR grant. Grantees who accept funding from the tobacco industry for

any research project during the term of an AACR grant must inform the AACR of such funding, whereupon the AACR grant will be immediately terminated.

Tobacco industry funding is defined for purposes of AACR grant applicants and recipients as money provided or used for all or any of the costs of any research project, including personnel, consumables, equipment, buildings, travel, meetings and conferences, and operating costs for laboratories and offices. It is not defined as money provided or used for meetings or conferences that don't relate to any particular research projects.

Tobacco industry funding includes: funds from a company that is engaged in or has affiliates engaged in the manufacture of tobacco produced for human use; funds in the name of a tobacco brand, whether or not the brand name is used solely for tobacco products; funds from a body set up by the tobacco industry or by one or more companies engaged in the manufacture of tobacco products.

The following do not constitute tobacco industry funding for the purposes of this policy:

- Legacies from tobacco industry investments (unless the names of a tobacco company or cigarette brand are associated with them)
- Funding from a trust or foundation established with assets related to the tobacco industry but no longer having any connection with the tobacco industry even though it may bear a name that (for historical reasons) is associated with the tobacco industry.

APPLICATION INSTRUCTIONS

APPLICATION PROCEDURES

The AACR requires applicants to submit an online application by **1:00 p.m. U.S. Eastern Time on Thursday, April 9, 2026** using the ProposalCentral website at <https://proposalcentral.com/>.

In order to submit a complete application, applicants need to enter information directly into the online application platform as well as upload a number of documents. Below are details about information that needs to be entered and the materials that need to be uploaded. The section numbering corresponds with the section numbers in the Application Format below and the online ProposalCentral application.

Information to be Entered Directly into ProposalCentral	Application Format Section	ProposalCentral Section
Project Title and Acknowledgement of Reading the Terms and Conditions	1. Title Page	1) Title Page
Applicant Information	4. Applicant	4) Applicant
Institution and Contact Information	5. Institution & Contacts	5) Institution & Contacts
Collaborator Information	6. Collaborators	6) Collaborators
Lay Abstract	7.A. Lay Abstract	7) Abstracts
Scientific Abstract	7.B. Scientific Abstract	7) Abstracts
Specific Aims	8. Specific Aims	8) Specific Aims
Budget Period Detail	9. Budget Period Detail	9) Budget Period Detail
Budget Summary and Justification	10. Budget Summary and Justification	10) Budget Summary and Justification
Pending and Other Support	11. Pending and Other Support	11) Pending and Other Support
Organizational Assurances	12. Organizational Assurances	12) Organizational Assurances
PI Data Sheet	1. PI Data Sheet	1. PI Data Sheet

Templates	Application Format Section	ProposalCentral Section
Research Project Proposal Template	13.A. Application Documents	14) Application Documents
Project Milestones Template	13.C. Application Documents	13) Application Documents
Applicant's Biographical Sketch	13.D. Application Documents	13) Application Documents
Collaborator Biographical Sketch(es) (if applicable)	13.E. Application Documents	13) Application Documents
Patient Advocate's Biographical Sketch	13.F. Application Documents	13) Application Documents

Additional Materials to be Uploaded	Application Format Section	ProposalCentral Section
Research Project Proposal	13. A. Application Documents	13) Application Documents
Project Milestones	13. B. Application Documents	13) Application Documents
Applicant's Biographical Sketch	13. C. Application Documents	13) Application Documents
Collaborator Biographical Sketch(es) (if applicable)	13. D. Application Documents	13) Application Documents
Patient Advocate's Biographical Sketch	13. E. Application Documents	13) Application Documents
Patient Advocate's Letter of Support	13. F. Application Document	13) Application Documents
Letter(s) of Collaboration (if applicable)	13. G. Application Documents	13) Application Documents
Supporting Documentation (if applicable)	13. H. Application Documents	13) Application Documents
Appendices (if applicable)	13. I. Application Documents	13) Application Documents

Required Signatures	Application Format Section	ProposalCentral Section
Application Signature Page	15. Signature Page(s)	15) Signature Page(s)

GETTING STARTED IN ProposalCentral

If you are a new user of ProposalCentral, click the “Need an account?” link and complete the registration process. After logging in, complete your Professional Profile before starting an application.

If you are already registered with ProposalCentral, access the site and log in with your Username and Password. If you have forgotten your login information, click on the “Forgot Your Username/Password?” link.

To start an application, select the “Grant Opportunities” tab. A list of grant opportunities will be displayed. The list of applications can be filtered for just this organization by clicking “Filter by Grant Maker” at the top and selecting “American Association for Cancer Research” in the drop-down menu. Find the “**AACR-Lobular Breast Cancer Alliance Invasive Lobular Carcinoma Innovation and Discovery Grants**” and click the “Apply Now” button to create your application.

If you have any difficulties registering, logging in, or creating your application, contact ProposalCentral Customer Support at: 800-875-2562 (Toll-free U.S. and Canada), +1-703-964-5840 (Direct Dial International), or by email at pcsupport@aacr.org. See the ProposalCentral [FAQ](#) section for additional information.

APPLICATION FORMAT

The following information is required to submit a complete application. Numbers correspond to the application sections found on the left side of the ProposalCentral website.

- 1. TITLE PAGE.** Enter the title of the research project. The title is limited to no more than 100 characters (including spaces). Do not use abbreviations. A project title must be entered and saved before additional sections may be accessed.

Terms and Conditions of the Grant. In order to ensure that the applicant is informed of the terms and conditions of the grant should they be selected as a recipient, applicant must acknowledge that they have read the Terms and Conditions and have shared them with their institution by typing in their name and date in the box provided.

The terms and conditions of this grant may be modified or amended by AACR prior to execution of the Grant Agreement. In addition, the grant recipient’s institution may only request revisions to sections VII.E.; XII.; XIII.F.; and XIV.A. of the Grant Agreement prior to execution. Only in special circumstances will revisions be considered to sections other than those noted above.

- 2. DOWNLOAD TEMPLATES & INSTRUCTIONS.** The Program Guidelines and Application Instructions, Terms and Conditions, Applicant Eligibility and Compliance Guide, and all templates can be downloaded from this page. Applicants are required to use all templates provided.

See Section 13 of the Application Format for how to complete and upload the templates. This application also requires additional attachments for which templates are not provided (Letter(s) of Collaboration, Supporting Documentation [if applicable], and Appendices [if applicable]).

3. ENABLE OTHER USERS TO ACCESS THIS PROPOSAL. Optional.

4. APPLICANT. Enter information for the applicant. Applicants must include their contact information, including e-mail address, phone number, mailing address, and AACR membership information.

Applicants are strongly encouraged to have an ORCID iD and include this identifier with their application.

5. INSTITUTION & CONTACTS. Enter information regarding the applicant's institution, patient advocate, and signing official.

6. COLLABORATORS. Enter information for your collaborator(s). Collaborators are independent researchers who have an integral role in the proposed project. Do not enter information for fellows or research assistants working on the proposed project as they are not considered collaborators. While collaborators are allowable, note that co-Principal Investigators are **NOT** permitted.

7. ABSTRACTS.

A. Lay Abstract. Limited to 3,000 characters (including spaces), which provides a clear, concise, and comprehensive overview of the proposed research project in language suitable for a non-scientific audience. Describe the purpose of the study, and how the project will contribute to the biology, diagnosis, treatment, and/or prevention of lobular breast cancer or its metastases. Do not use abbreviations unless absolutely necessary.

Lay abstracts must be developed with the input of a patient advocate. Should the applicant need assistance finding a patient advocate with or familiar with ILC, they can reach out to the Lobular Breast Cancer Alliance, which maintains a registry of available patient advocates for this purpose. The AACR may also provide assistance.

B. Scientific Abstract. Limited to 3,000 characters (including spaces) and must provide a brief summary of the proposed research project.

If funded, these Abstracts will become public information; therefore, do not include proprietary/confidential information.

From the lists provided, select the research areas that are most applicable to this project (*select no more than two*), select the tumor site that is most applicable to this project (*select only one*), and indicate how you found out about this grant opportunity.


8. SPECIFIC AIMS. Please enter Specific Aims exactly as written in the Research Proposal Narrative (see Section 13A of the Application Format). Be sure to click the 'Save' button after each Specific Aim entry.


9. BUDGET PERIOD DETAIL. Enter expenses for the term of the grant. Applicants must submit a budget in the amount of \$50,000, which may include the salary and benefits of the grant recipient, postdoctoral or clinical research fellows, graduate students (including tuition costs associated with graduate students' education and training), and research assistants, or collaborators;

research/laboratory supplies; equipment; publication charges for manuscripts that pertain directly to the funded project; and other research expenses. The percentage of salary requested may not exceed the percent effort the applicant and other personnel will dedicate to the project. See terms and conditions of the grant for information on publishing in AACR journals. Budget requests for equipment that exceed 10% of the total budget must be accompanied by a detailed justification.

The grantee must attend the Annual Grantee Recognition Event held during the AACR Annual Meeting 2027 to formally accept their grant. Up to \$2,000 may be allocated from the grant to support the grantee's registration and attendance at this Event. Additionally, up to \$1,000 may be allocated for attending the Grantee Summit or San Antonio Breast Cancer Conference. No other travel is permitted.


Indirect costs above 5% of the total grant amount, travel (other than to the Events noted above), professional membership dues, and any other research-related expenses not directly related to this project are **not** allowable expenses. In addition, no grant funds may be directed towards salary or benefits of any individuals from a U.S. government entity or for-profit industry, nor for any research expenses related to the project that are incurred by these individuals.

**To enter a personnel cost line item, click the add button  and enter the necessary values. Please note that the start and end dates are pre-populated.*

To enter non-personnel cost line items, click the add button  and be sure to save regularly to prevent loss of data.

A detailed budget justification explaining the allocation of the grant funds must accompany the application. See Section 10 below.

10. BUDGET SUMMARY AND JUSTIFICATION. The budget details entered in the previous section will be summarized on this page. Scroll to the bottom of the page to enter personnel and non-personnel cost justifications.

11. PENDING AND OTHER SUPPORT. Use the add button  to add Pending and Other Support. If you have Other Support saved in your professional profile, you may select from the available list and save. To add a new Other Support entry, click 'Create New Other Support'. Enter the required information, then click 'Save and Close' on each page to add the Other Support to your application.

NOTE: If at any time prior to selection and notification an applicant is awarded any funding that may overlap with the 2026 AACR-Lobular Breast Cancer Alliance Invasive Lobular Carcinoma Innovation and Discovery Grants, the applicant must notify the AACR immediately.

**If you have no Pending and Other Support to report, select the corresponding checkbox:*

☐ No Other Support to report

12. ORGANIZATIONAL ASSURANCES. Select the appropriate assurances options for your proposed research and complete the Approved or Pending Date field as appropriate (i.e., mm/dd/yyyy, N/A, or None). The assurances/certifications are made and verified by the signature of the institutional official signing the application. If a grant is awarded, IRB and/or IACUC approval (if applicable) must be submitted in writing to AACR's RGA.

13. APPLICATION DOCUMENTS.

Formatting Instructions. Applicants must adhere to the following instructions in completing the templates. **Failure to observe these guidelines may result in the return of the application without review.**

- Type size. Must use 12-point Times New Roman for the text, and no smaller than 9-point type for figures, legends, and tables.
- Single-spaced text. Single-spacing is acceptable, and space between paragraphs is recommended.
- Margins. The page margins must be no less than 0.75 inches on each side.
- The Proposal Narrative is limited to 5 pages, not including the lay and scientific abstracts. References are limited to two pages and do not count against the proposal narrative page limit.
- Page numbering. The Proposal Narrative must be numbered consecutively; do not use section designations such as “3A” or “3B.”
- Tips and techniques for inserting images in documents.
 - Reduce the file size of documents with images by “inserting” the image (as opposed to “cutting” and “pasting”). Save graphical images as a JPG or GIF file. Insert the image into the document by selecting “Insert – Picture – From File” from the MS Word menu.
 - Insert only GIF or JPG graphic files as images in your Word document. Other graphical file formats are either very large or difficult to manipulate in the document.
 - Do not insert Quick Time or TIFF objects into your document.
 - Anchor the images that you embed in your document.
 - Once you have anchored the inserted image, you can format text to wrap around the image.
 - Do not edit your images in Word. Use a graphics program.
 - Do not embed your images in tables, text boxes, and other form elements.
 - Do not add annotations over the images in Word. Add annotations to the images in a graphics program.

When a template is provided, the template MUST be used. Prepare and upload the following documents into your application in portable document format (PDF):

- A. Research Project Proposal.** *Applicants are required to use the template available from the ProposalCentral website. The information must be presented in this order:*
- I. Contents Page.** Complete the Table of Contents by indicating the appropriate page numbers for each section. The Table of Contents page must not exceed one page.
 - II. Proposal Narrative.** Limited to five pages, including figures and tables. The Contents Page, Patient Advocate Engagement Plan, Statistical Analysis Plan, Facilities, and References sections do not count against this page limit. The information must be presented in this order and should include these subheadings: (A) Title of Research Project; (B) Introductory Statement, Background, Preliminary Data, and Rationale; (C) Specific Aims; (D) Research Design and Methods*; and (E) Significance and Statement of Relevance.

***Note that the AACR strongly encourages the authentication of cell lines intended for use in the proposed research project.** If use of cell lines is proposed, it is encouraged that information related to cell line authentication is included in the Research Design and Methods section of the proposal. For a list of cell line authentication services, please visit: https://www.nlm.nih.gov/bsd/uniform_requirements.html

- III. Patient Advocate Engagement Plan.** Limited to 200 words. Please provide a description of how the applicant will engage a patient advocate in the development and implementation of the research project. While each project has its unique needs, applicants are encouraged to use the following guidelines (but not limited to) *wherever applicable* for engaging a patient advocate in their research:
- Develop and craft the lay abstract and or lay summary of the project findings
 - Provide input on aspects of the research design
 - Provide input on the potential translational significance of the project through the lens of the patient
 - Attend lab meetings when the project is discussed and review progress throughout the funding period of the project
 - Develop relationships with more early career investigators involved in the project and inspire them
 - Review manuscripts and other presentations to provide the patient perspective on papers to be submitted
- IV. Statistical Analysis Plan.** Limited to one page. Please provide a brief description of the statistical analysis plan for the proposed project.
- V. Facilities.** Limited to two pages. Please provide a description of the research facilities, resources, and equipment that are available to the applicant and that will allow successful implementation of the proposed research program.
- VI. References.** Limited to two pages. AACR reference style follows that of the [Uniform Requirements for Manuscripts Submitted to Biomedical Journals](#). Note that the *Uniform Requirements* specify that for articles with more than six authors, the names of the first six authors must be listed, followed by "et al." For articles with six or fewer authors, all authors should be listed.
- B. Project Milestones.** *Applicants are required to use the template available from the ProposalCentral website.* The Milestones Template is meant to list the various steps necessary to complete your research goals and the estimated time it will take to complete each step. Please list your name and project title in the top left. Underneath Project Milestones, list the steps needed to accomplish each aim. Rows may be added/deleted to the template as needed. Reporting progress towards milestones further using this template will be incorporated into the reporting requirements for the project if funded.
- C. Applicant's Biographical Sketch.** *Applicants are required to use the template available from the ProposalCentral website.* This template as well as an example are available for download from the ProposalCentral platform. All sections of the biosketch must be filled in the and the biographical sketch must be in English.
- D. Biographical Sketch(es) of Collaborator(s).** *Collaborators are required to use the template available from the ProposalCentral website.* This template as well as an example are available for download from the ProposalCentral platform. All sections of the biosketch must be filled in the and the biographical sketch must be in English.
- E. Patient Advocate's Biographical Sketch.** *Patient advocates are required to use the template available from the ProposalCentral website.* This template as well as an example are available for download from the ProposalCentral platform. All sections of the biosketch must be filled in

the and the biographical sketch must be in English.

- F. Patient Advocate's Letter of Support.** A Letter of Support must be uploaded for the patient advocate listed in Section 5. The letter should confirm their knowledge of the researcher and demonstrate their support for the researcher's project. The letter should also describe briefly how they (or another) patient advocate would be incorporated; assurance they will be utilized in some aspect.
- G. Letter(s) of Collaboration.** A Letter of Collaboration must be uploaded for every collaborator listed in Section 6. The letter should confirm the scope of the collaborators' involvement in and support for the proposed research.
- H. Applicant Eligibility and Compliance Guide.** Please note that this document will not be uploaded onto the platform with your other application materials, and is only provided as a guide to help applicants to ensure their submission meets all eligibility and compliance requirements.
- I. Supporting Documentation.** An example of acceptable supporting documentation is a letter of commitment from a clinician, drug manufacturer, or any individual/organization providing data or materials necessary for the proposed research. Supporting Documentation should state a commitment to provide stated data/materials or confirm applicant's access to said data/materials. Supporting Documentation should be included only to provide information on the ability to provide for a research need and should not comment on the applicant or research environment. **Any documentation deemed by AACR's RGA to be an additional letter of reference for the applicant is not considered supporting documentation and will be removed from the application.** Each supporting document is limited to one page and must be presented on the appropriate institutional or company letterhead.

There is no limit to the number of supporting documents that may be provided. However, documents that do not satisfactorily meet the description of supporting documentation provided above, or uploads such as tables, charts, articles, and other inappropriate additional materials will be removed.

- J. Appendices.** Appendices are not required and may ONLY be used for the following materials. Appendices are not to include figures, tables, or other data that otherwise should be contained within the Proposal Narrative. The following materials are permitted:
- Clinical Trial Protocols
 - Unpublished Manuscripts. (Manuscripts that have been published should not be attached as appendices. Instead, please list the citation on the References page.)
 - Large size versions of figures and/or detailed legends presented in the Proposal Narrative
 - The use of this appendix is in no way intended to increase the Proposal Narrative page limit. Use of this appendix is restricted to no more than one page of figures and/or legends. This appendix is to be used when reducing the size of the figure or legend to fit within the proposal narrative would significantly compromise the quality of the image. In no case should there be more than one page of text in this appendix. **Overuse or misuse of this appendix may result in your application being rejected or your appendix being removed from your application.**

Uploading the attachments into your application. Once you have converted your attachments to PDF files, the next step is to upload the files to your online application. *Only PDF attachments are permitted for this application submission.*

- Open your online application and go to the section for attaching files. Click the blue “Attach Files” button.
- Select the appropriate type of attachment from the drop-down list.
- Enter your own description of the file in the “Describe Attachment” field.
- Click on the “click here to browse” link to select the file from your computer or drag and drop. Click on the “Upload and Continue” button. You will get a confirmation message on your screen that the file was uploaded successfully. You will also see that your file is now listed in the “Current list of uploaded attachments” section of the screen. Clicking the “Back” or “Upload and Return” button allows you to go back to the main page of this section where the uploaded documents should now be listed. **Click the download icon next to the file name to open and view your uploaded documents.** To delete the file, click on the trashcan icon to the right under the “Delete” column.

In the section for attachments, all the required attachments are listed in the middle of the screen, just below where you upload your files. This list of required attachments helps you track completion and uploading of your required attachments. Once you upload a required attachment, that attachment type will be removed from the required list and will be displayed in the "Current list of uploaded attachments."

If you wish to modify the attached file, make the revisions to your **original** file on your computer, convert the file to PDF, and use the same process above to attach the new file. **Delete any previously submitted versions of the file before submitting your application.**

SUBMITTING COMPLETE APPLICATION

- 14. PI DATA SHEET.** Please verify the applicant’s gender, race, and ethnicity. This is automatically populated based on the applicant’s Professional Profile within ProposalCentral. Changes to the selections on this screen will be reflected in your Professional Profile. The information is handled separately from the application and will not be provided to the Scientific Review Committee.
- 15. SIGNATURE PAGE(S).** In order to ensure that all parties have approved the application, electronic signatures are required from the Applicant/PI and Signing Official. Any user whose signature is required will have automatic access to this application. An email notification is sent to all signatories when a signature is provided.

To sign, enter your name then click the sign button .

Note: Data entered in the online application are automatically included in the Signature Pages. If information is missing in the Signature Pages, it could be because you have not entered the information in one of the online application sections **OR** the information is not required for this grant program. If the institution’s Employer Identification Number (EIN) is not completed on the first Signature Page, please request your institution to provide that information in their ProposalCentral profile.

While the “Print Signature Pages” option allows applicants to download the Signature Page, Application Contacts, Abstracts, and Budget, the AACR **strongly encourages** applicants to also use the “Print Signature Pages with Attachments” option. This option can be used if your institution wishes to review the full application but also should be used by the applicant to ensure that your attachments loaded properly.

Errors may occur when the uploaded PDF files are assembled by the system. Please check to ensure that all pages of every document included appear in the “Print Signature Pages with Attachment” option. If you are having any issues with this option, please contact ProposalCentral customer support at: 800-875-2562 (Toll-free U.S. and Canada), +1-703-964-5840 (Direct Dial International), or by e-mail to pcsupport@altum.com.

16. VALIDATE. Validate the application on ProposalCentral. This is an essential step. An application that has not been validated cannot be submitted. “Validate” checks for required data and required attachments. You will not be able to submit if all the required data and attachments have not been provided.

17. SUBMIT. After successfully passing the validate check, click the “Submit” button. An e-mail will be sent to you confirming your submission.

Once your application is submitted you may view it by selecting “Submitted” from the “Proposal Status” drop-down menu under the ‘Proposals’ tab, then clicking the “View” button under the Edit column. The status column will show “Submitted” and the date submitted. You may need to refresh your browser screen after submitting the application to see the updated status.

CHANGES TO YOUR APPLICATION

Withdrawal of Application. Please advise AACR’s RGA promptly, in writing, should you decide to withdraw your application for any reason. Your correspondence should include your name, the grant opportunity to which you applied, the project title, and the reason for withdrawal.

Change of Address. Notify AACR’s RGA in writing of any changes of address, e-mail, or phone number, following the submission of an application. Include your name and the ProposalCentral identification number. The e-mail address provided with your application will be used for all official communication about your submission including the recipient selection results. Your Professional Profile in ProposalCentral must be kept up to date.

Change of Institution or Position. If you change your institution or professional position, contact the AACR’s RGA to determine whether your application is still eligible for review.

INQUIRIES

Inquiries or technical issues regarding ProposalCentral and the online application process should be directed to customer support at: 800-875-2562 (Toll-free U.S. and Canada), +1-703-964-5840 (Direct Dial International), or by e-mail to pcsupport@altum.com.

Inquiries about the program guidelines, eligibility requirements, and application materials can be directed to AACR’s RGA at grants@aacr.org.

MORE ABOUT THE PARTNERS



Founded in 2017 by individuals with invasive lobular carcinoma (ILC), LBCA is a 501c3 nonprofit organization dedicated to raising awareness of ILC and the need for more ILC research. As the only organization in the US dedicated to lobular breast disease, LBCA is the go-to source for information on lobular breast cancer including current studies, lobular-specific clinical trials, and educational content. Guided by an international scientific advisory board of researchers and clinicians and a patient advocate advisory board, LBCA partners with patients, scientists, clinicians, and breast cancer organizations worldwide to increase dialogue about ILC and fund vital ILC research. Visit the LBCA website at lobularbreastcancer.org.



Founded in 1907, the American Association for Cancer Research (AACR) is the world's first and largest professional organization dedicated to advancing cancer research and its mission to prevent and cure cancer. AACR membership includes more than 61,000 laboratory, translational, and clinical researchers; population scientists; other health care professionals; and patient advocates residing in 143 countries and territories around the world. Presently, 34% of members live outside the United States and 20% of AACR's international members are located in countries building cancer research capacity. The AACR offers seven categories of membership to support each aspect of our members' professional development and enhancement in cancer research. In support of the professional development of early-career researchers, no annual dues are required for Associate membership. The AACR marshals the full spectrum of expertise of the cancer community to accelerate progress in the prevention, biology, diagnosis, and treatment of cancer by annually convening more than 30 conferences and educational workshops, the largest of which is the AACR Annual Meeting with more than 22,500 attendees. The AACR's Virtual 2020 Annual Meeting attracted over 74,000 attendees. In addition, the AACR publishes 10 prestigious, peer-reviewed scientific journals and a magazine for cancer survivors, patients, and their

caregivers. The AACR funds meritorious research directly as well as in cooperation with numerous cancer organizations. As the Scientific Partner of Stand Up To Cancer, the AACR provides expert peer review, grants administration, and scientific oversight of team science and individual investigator grants in cancer research that have the potential for near-term patient benefit. The AACR actively communicates with legislators and other policymakers about the value of cancer research and related biomedical science in saving lives from cancer. For more information about the AACR, visit www.AACR.org