

#

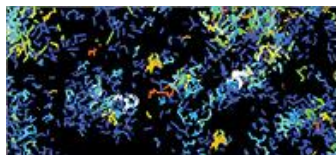
2D Invasin Platform	A011
3D spatial transcriptomics	A042
5-base sequencing	B041

A

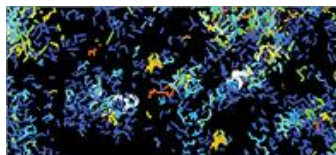
a tissue-agnostic multi-target formula (WD-3)	B057
Acral melanoma	B049
ADAR-1, A-to-I editing	A036
Advocacy drives research	B007
AI	A026
ALK, ROS1, RET, BRAF, EGFR	B004
Anaplastic thyroid cancer	B030
Anaplastic Thyroid Cancer	A053
anesthesia-free finger-guided insertion.	B048
Angiosarcoma	B015
Antibody	A021
Antibody–drug conjugate, Preclinical evaluation	A009
Antibody-drug conjugates	A019
Antibody-drug-conjugate (ADC)	B015
Antioxidant	B025
Apoptosis	A002
Appendiceal adenocarcinoma	A045
Appendiceal adenocarcinoma, Tumor Microenvironment, LGR5, Goblet cell adenocarcinoma	A039
Asciminib, breakpoint cluster region-abelson leukemia virus 1, complete cytogenetic response, chronic myeloid leukemia, major molecular response, myristoyl pocket, T315I mutation, tyrosine kinase inhibitors	B045
Atezolizumab	A053
ATRT	A024

B

BAP1, Undifferentiated Pleomorphic Sarcoma, Targeted Therapy	A049
Bcl-2	A002
biobanking	B005



Biobanking	B052
Biomarker	A056
BPDCN	B038
BRAF	B030
Brain cancer	B040
Brain Metastasis	A050
breast cancer	A052
C	
chromatin states	B012
CRISPR Screening	A050
cabozantinib–nivolumab	B047
CAIA	B034
calcium signalling	A004
Cancer predisposition disease	B007
Cancer Prevention	B025
Cancer stem cells	A030
Cancer vaccine	B055
Cancer-associated fibroblasts	A017, A043
Cardiac angiosarcoma	A057
CAR-T	A022
CAR-T therapy, ovarian clear cell carcinoma, MCHR-1, GPCR target validation, Cancer immunotherapy	A059
Cell-free DNA	B041
Cell-surface targets	A018
cervical cancer intracavitary brachytherapy	B048
Cholangiocarcinoma	A022
Chronic Lymphocytic Leukemia	B021
Circulating Tumor DNA	A056
colorectal cancer	A014, B031, B032
Colorectal cancer	A015
Combination Immunotherapy	A012
Computational Oncology	A028
Computational reconstruction	A042
Conditional Reprogramming	B013
Creative arts therapy	B040



CRISPR interference (CRISPRi)	B046
CRISPR–Cas9	A003
cutaneous squamous cell carcinoma	B019
Cutaneous squamous cell carcinoma (cSCC)	B018

D

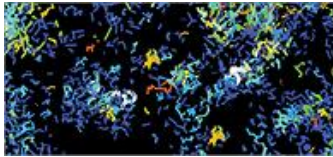
data generation	B006
death receptors	B021
dedifferentiated liposarcoma	A016
dendritic cells	B029
development trajectory	A044
DICER1	A018, A044
Differentiation state	B042
Diffuse Intrinsic Pontine Glioma (DIPG)	A023
Digital Pathology	A026
Digital Twins	B035
Distributed Analysis	B036
DNA damage response deficiency	A051
Drug Delivery System (DDS)	A012
Drug resistance	A030

E

early cancer detection	B053
early-onset pancreatic cancer	A046
EGFR	B032
Endometrioid Ovarian Carcinoma (ENOC)	A035
Enteropathogenic Escherichia coli	A004
Epigenetic mechanisms	B040
Epigenetic reprogramming	B050
esophagus, epigenetic, oncogene	B039
ethics	B008
Ewing sarcoma	A037
EWSR1 rearrangement	A037

F

fusion oncoprotein	B012
--------------------	------



Fanconi anemia	B007
FAP-activated prodrug	A017
Federated Data Network	B036
Ferroptosis	A023, A025
Functional precision medicine	A030
funding priorities	B008

G

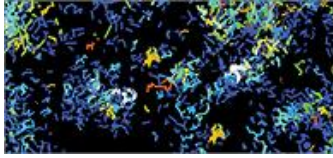
Gallbladder cancer	B041
Gastrointestinal stromal tumors	A038
Gemcitabine	A007
gene expression	B014
Gene–metabolite–microbiota axis	A038
genetically engineered mouse model	A044
Genomics	A027
germline	B010
glioblastoma	B029, B032, B037
Glioblastoma	A043, B025
glioma	A014
Glucocorticoid receptor	B056
Granulosa Cell Tumor	B001

H

HDGC	A042
Health equity, cancer disparities	B002
hematopoietic stem cell	A005
heterogeneity	A040
High-Throughput Screening (HTS)	A011

I

IAP antagonist	A017
IBC	B003
IDH mutation	A014
IL-4R/STAT6 pathway	B017, B018
Imaging biomarkers	A033
Imatinib resistance	A038



Immune Checkpoint Blockade	B024
Immune checkpoint inhibitor resistance	B015
Immune microenvironment	B027
immune microenvironments, lung cancer, translational pathology	B026
immune signaling	B046
Immunohistochemistry	A019
immunotherapy	A029, B029
Immunotherapy	A018, A021, B033
Immunotherapy, Targeted therapy	B028
Inflammatory Breast Cancer	B003
Innovative Clinical Trial	B035
intermediate	B043

J

There were no keywords in this range.

K

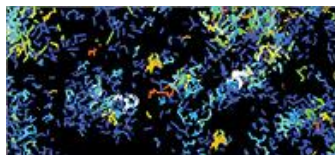
Keratin fusion (K6/K14)	B051
KRAS	A045

L

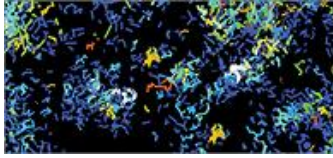
LINE-1	A055
L2086F	A047
LCNEC, PD-L1, RB1	B026
Leiomyosarcoma	B024
Lenvatinib–pembrolizumab	B047
liposarcoma	A016
liquid biopsy	B053
Liquid Biopsy	A048
living biobank	B022
Lung Cancer	B004

M

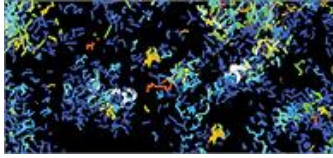
Machine Learning, AI	B028
machine learning, tumor transcriptome, functional genomics	B011



Macrophage polarization	A043
Malignant granular cell tumor	A032
Malignant pleural mesothelioma	A033
melanoma	B014
Melanoma	A002
Mesonephric-like adenocarcinoma, Multi-omics, Biomarkers	A034
Meta-analysis	B009
metabolism	A008
Metastasis	B014, B042
metastatic	A029
MGMT methylation	A055
microRNAs	A028
microtumor	B022
migration	A005
miR-92b, XIST, diabetes mellitus,	A036
Mitophagy	A007
molecular characterization	B010
Molecular classification	A035
Molecular diagnostics	A037
molecular profiling	B005
Mouse models	A057
MRT	A024
Mucinous ovarian cancer, ERBB2 amplification	A009
mucosal melanoma	B049
Mucosal melanoma, Immunotherapy, Microbiome	B023
Multi epitope vaccine design	B055
Multi-modal Target Prioritization	A050
Multi-Omics Integration	A026
N	
Neoantigen prediction	B055
Neuroendocrine	A052
Neuroendocrine Tumor	B013
NK	A008
Non-genetic heterogeneity	B051



NTRK	A047
O	
Ogremorphin (OGM)	A023
Oncofusions, sarcoma, ADCs	B033
OptimUM-09	B034
Oral squamous cell carcinoma (OSCC)	B051
Osteosarcoma	A007, A021
Osteosarcoma	A008
Osteosarcoma, Canine, Comparative Oncology	A041
outcomes	A052
overall survival	A053
P	
Precision therapy ranking	A051
p53 gene	B021
P53 gene	A003
Pancreatic Cancer	A028
pan-rare cancers	A054
pan-tumor collaboration	B006
PARP inhibitor resistance	A015
Patient advocacy	B003
Patient advocacy, AYA	B002
patient engagement	B005
patient-derived organoid	B037
patient-driven	B044
Patient-partnered research	B001
PAX3-FOXO1	A025
PDAC, pancreatic ductal adenocarcinoma, GABRA3	A036
PD-L1 negative	A032
PDX	B049
Pediatric and AYA Sarcoma	B035
pediatric cancer	B010
pembrolizumab	A054
PET/CT phenotyping	A033
Polyamine metabolism	A015



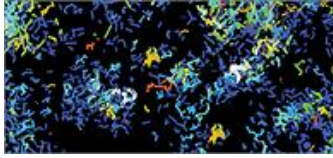
Polyploid giant cancer cells	B043
precision medicine	A031, B053
precision oncology	B022
Preclinical models	B052
pre-diagnostic trajectory	A046
Prognostic Biomarkers	A035
Prolonged survival	A013
Prostate	A020
Prostate Cancer	A020
Proteomics	A006
proximity ligation assay, immunotherapy biomarker, neuroendocrine carcinoma	B026
Pulmonary large cell neuroendocrine carcinoma	B027

Q

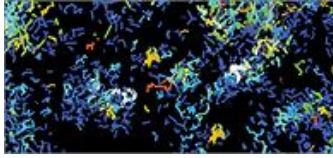
There were no keywords in this range.

R

Rare aggressive mCRPC	B050
rare cancer, crispr screen, target discovery	B011
rare cancer, translocation renal cell carcinoma, alveolar soft part sarcoma	B011
Rare cancers, delayed diagnosis	B002
Rare Cancers, Merkel Cell Carcinoma, Mesothelioma, Pediatric Cancer, Biomarkers	B028
Rare Disease Data Platform	B036
Rare Endocrine-Driven Neoplasia	A010
rare glioma	A055, B031, B037
rare malignancies	B057
Rare melanomas	B052
rare pediatric cancers	B008
Rare Tumor	B013
Rb1	B027
Real-world clinical data	B024
Recessive Dystrophic Epidermolysis Bullosa	B019
Refractory Solid Tumors	A012
Renal Cell Carcinoma	B047



resistance	B043
Resource-limited settings, Operational Disruptions, and Patients Unfit for Anesthesia.	B048
Retinoblastoma	A048
rhabdoid tumor	A024
RNA interference (RNAi)	B046
ROS	A025
ROS1	A047
S	
salivary gland cancer	A029
Sarcoma	A019, B054
Sarcomas	B009
Sarcomatoid bladder cancer	A058
SCC of pancreas	A013
Schwann-cell neoplasm	A032
Sertraline	A006
SETTLE	A006
Single guide RNA	A003
single nucleus sequencing	B030
single-cell proteomics	A040
single-cell RNA seq	B006
Single-cell RNA sequencing	B009
Skin organoids	B017
Small Bowel Adenocarcinoma (SBA)	A011
snRNAseq	A016
Social media research	B001
Solitary fibrous tumor	B054
Somatic Copy Number Alterations	A048
spatial transcriptomics, plasticity, organoids	B039
spheroid	A040
Squamous cell carcinogenesis	B017
Squamous Cell Carcinoma	A020
stabilin-2	A005
Surfaceome	A022
Synovial sarcoma	B012



Synthetic lethality A051

T

tagraxofusp B038

Targeted therapy, Her2 A009

TCF-001 TRACK B034

TERT promoter mutation B031

TET2 B038

Therapeutics A027, B056

TLR4–microbiota signaling B018

trajectory clustering A046

Transcriptional regulation B042

Treatment Access B004

Triple negative breast cancer (TNBC) B056

Triple-negative breast cancer A004

tumor microenvironment A054

Tyrosine Kinase Inhibitors A045

U

Ultra-rare cancers A031

uveal melanoma B044

Uveal Melanoma A027, A056

V

Variants of unknown significance B044

Vulvar Intraepithelial Neoplasia B020

Vulvar Squamous Cell Carcinoma B020

W

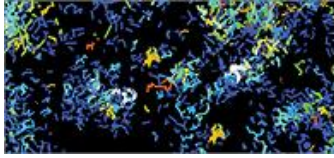
Whole Exome Sequencing A058

Whole genome sequencing B019

X

There were no keywords in this range.

Y



There were no keywords in this range.

Z

There were no keywords in this range.